

KING WOOD CARVING
BRAND TOOLS
Electric Furnace Steel



Sculpture House

304 WEST 42nd STREET
NEW YORK 18, N. Y.

Carving in Lignum Vitae by **JOHN ROOD**
Professor of Sculpture at University of Minnesota



ALEX J. Ettl
Director Research
Sculpture House

FOREWORD

Most of my 35 years in the field of Sculpture have been devoted to designing new and better tools and materials. The improving of the design and quality of existing items has also had much of my attention. My recent research has been in the field of wood carving tools. I made a careful study of steels, tooling and utilized modern techniques in forging tough steels. I have great confidence in our latest product, King Brand Wood Carving Tools.

Alex Ettl
ALEX J. Ettl

KING BRAND

SCULPTORS WOOD CARVING TOOLS

Never before has steel of such high quality been used in wood carving chisels. Only **King Brand** chisels are forged in this close grained super tough electric furnace steel. Each tool has been skillfully designed to give the carver maximum satisfaction. **King Brand** chisels have been tested and have proven superior to every available make, both domestic and imported. **King Brand** tools remain sharp longer.

King Brand tools are ground sharp in our shops — they should not be used until honed to a razor edge on the correct type oil stone.

Custom Honing—You may order your tools honed ready for carving. Add 20c to the cost of each tool ordered.

Custom Sharpening—Old tools will be re-sharpened on the grinding machine and then honed for a total charge of 35c each.

Handles—Hard wood octagon handles with brass ferrules are available in two sizes — 1-1/16" and 7/8" — at 20c each.

HOW TO SHARPEN YOUR WOOD CARVING CHISELS

Materials Needed: 1 India Gouge Slip A Leather Strop
1 Combination Stone Pike Oil
Various Small Gouge Slips

The outside bevel of the chisel is sharpened first. Hold the tool firmly pressing down with the index finger near the cutting edge of the tool, the bevel flat on the sharpening stone's surface. Sharpen with a rotating stroke with firm and uniform pressure. The angle of the tool on the stone must remain constant to avoid forming a secondary bevel. When the bevel is uniformly smooth and a slight burr has been raised on the inside surface of the chisel, the honing of the back is finished.

With a Gouge Slip the inside surface should now be honed to remove the burr. Honing should be parallel to the inside face of the chisel until the burr is removed. This usually renders the chisel ready for use.

Throughout honing, the stone should be moistened generously with Pike Oil to float the particles of metal that are honed from the chisel. All tools, whether straight, V, or gouge, should be honed in a similar manner.

For a super sharp edge honing may continue on a leather strop. Dress the strop with emery powder, either 100 or 120 grit, and Pike Oil.

Never attempt to use a wood carving tool that has not been properly honed.

Sculpture House

304 WEST 42nd STREET
NEW YORK 18, N. Y.

KING BRAND

SCULPTOR'S WOOD CARVING DELUXE KIT

A practical set for all types of carving in any type of wood. Every tool a genuine King Brand carving tool. Included are an imported wood rasp for detailing and finishing, an all purpose gouge slip, sharpened flat chisels as well as gouges, a knife cutter for tracing on designs and cleaning up fine detail. The canvas kit is sturdy, made with flap to protect cutting edges. The tools in this kit are all standard professional tools, full size, and handled. Ground with standard bevel—ready to be honed.

1 skew chisel	1 knife cutter
3 gouges	1 all purpose sharp-
1 1" chisel	ening stone
1 parting tool	1 imported finishing
1 fishtail chisel	rasp

10 Tool Kit No. K-10 Price Complete \$17.95

SCULPTOR'S PRACTICAL WOOD CARVING KIT

A useful set of genuine **King Brand** carving tools. Well chosen assortment of professional tools will carve any type wood. Five fully guaranteed tools, handled, ground sharp, ready for honing packed in sturdy box.

5 Piece Set No. K5
Money Saving Price \$8.95


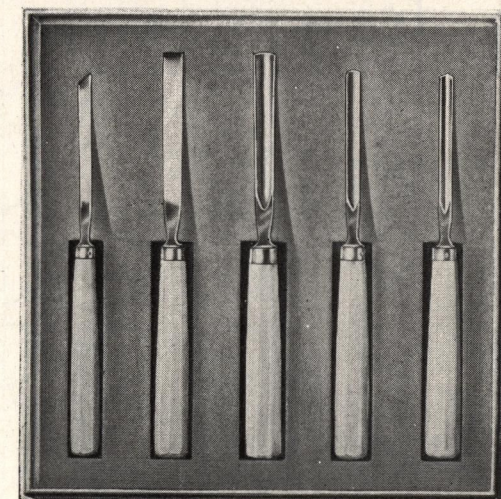
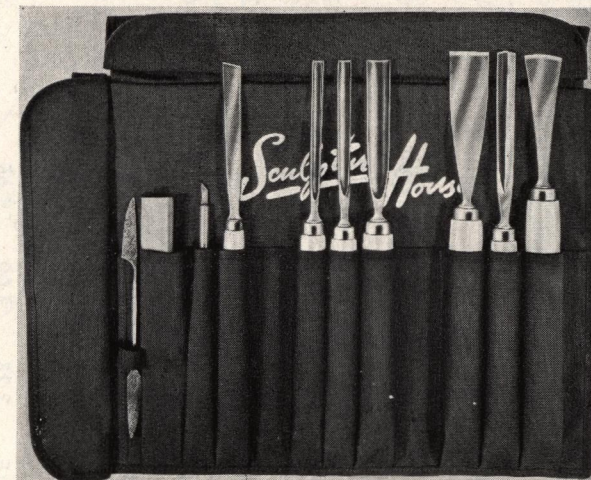
ECONOMY KIT


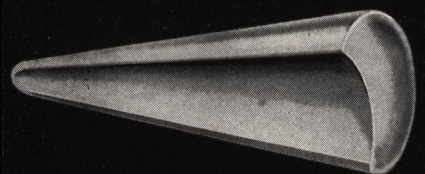

For carving small pieces in soft woods. A useful outfit with 6 well chosen small tools.

No. K6 \$4.40 Complete

Sculpture House

304 WEST 42nd STREET
NEW YORK 18, N. Y.





CARVING TOOL SLIPS

In hard Arkansas and India Stone
India cuts fast — Arkansas for Superkeen smooth
edges that cut clean and last.
For straight and bent gouges all sweeps.

Number	Size in Inches	Price Arkansas	Price India
AS 12	2 1/4 x 7/8 x 3/16	\$1.25	\$1.00
AS 22	2 1/4 x 7/8 x 3/16	1.25	1.00
AS 32	2 1/4 x 7/8 x 3/16	1.25	1.00
AS 42	2 1/4 x 7/8 x 3/16	1.25	1.00

INDIA SPECIAL GOUGE SLIP

The wood carver's most useful sharpening stone—
sharpens all stylé gouges both inside and out.

	Size Large End	Small End	Price
No. FS 76	6 x 2 x 1	1/2 x 3/8	\$2.00

INDIA ROUND EDGE SLIPS

For Gouges and Straight Chisels

Number	Size	Price
MS 14	4 x 1 x 7/16 x 3/16	\$.75
MS 15	5 x 1 x 5/16 x 3/32	.95
MS 44	4 1/2 x 1 3/4 x 1/2 x 3/16	1.00

COMBINATION BENCH STONES

Coarse side for fast cutting. Smooth side for
finishing to keen edge.

JB 6	6 x 2 x 1	Crystolon	\$2.00
W 1B	7 x 2 x 1	India	2.30
X 33	6 x 2 x 1	Carbo	1.00

UTILITY COMBINATION STONE IN DURABLE LEATHER CASE

India for quick sharpening and Hard Washita for
extra keen edges.

No. WIP 13	3 x 1 1/2 x 1/2	\$1.00
------------	-----------------	--------


PIKE OIL

This oil floats the particles of steel while sharp-
ening and honing. Prevents glazing of sharpening
stone. Superior to ordinary oils which fill pores
of stone thus reduce sharpening properties.

Number	Size	Price
XB 1	3 oz. can	\$.35
XB 2	1 qt. container	1.85

Sculpture House

304 WEST 42nd STREET
NEW YORK 18, N. Y.



IMPORTED ITALIAN RASPS FOR STONE-WOOD-PLASTER ILLUSTRATIONS 7/8 FULL SIZE

#R-20	11 1/2" long	\$2.85
#R-21	10" long	2.65
#R-23	11 1/2" long	2.65
#R-24	10" long	2.65
#R-25	10" long	2.65
#R-26	10" long	2.65
#R-27	7 1/2" long	1.95
#R-28	7 1/2" long	1.95
#R-29	7 1/2" long	1.95

SET OF 9 USEFUL RASPS

#R-30	\$19.95
-------	---------

ZORACH EXPLAINS SCULPTURE

"Zorach Explains Sculpture—How It is Made" by Wm. Zorach. Newest and most complete "how to do it" book describes every step in sculpture. Contains a complete chapter on carving in wood explaining the proper types of tools to be used, the relative merits of various types of wood for carving and finishing techniques. Contains another chapter on wood sculpture covering the historical use of wood in sculpture. This book is indispensable to the wood carver. De Luxe Edition: \$7.50.

WOOD CARVING BY ALAN DURST

"Woodcarving" by Alan Durst: This book contains 80 pages and is devoted entirely to wood carving. Contains 53 illustrations; and is one of the most complete texts for beginners. Price: \$4.00.

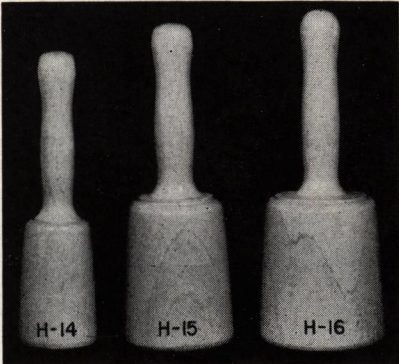


WILLIAM ZORACH, Sculptor

HARDWOOD CARVING MALLET

Hickory and Lignum Vitae

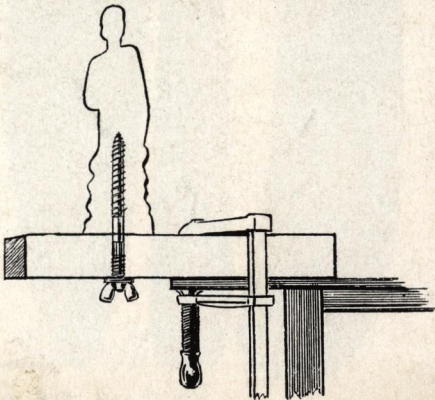
HICKORY			LIGNUM VITAE		
NO.			NO.		
H-14	¾ lb.	\$2.65	LH-14		\$2.65
H-15	1½ lb.	\$3.25	LH-15		\$3.25
H-16	2 lb.	\$3.65	LH-16		\$3.65



WOOD CARVERS BENCH SCREWS

Steel screws fasten block to work bench, indispensable to carving. Hold the block securely, make working easier and more pleasurable. Bore hole the size of the shank and deeper. Then turn in screw, fasten to bench.

- No. BS-3 Bench Screw Complete 3" long, each 35c
- No. BS-5 Bench Screw Complete 5" long, each 65c



Sculpture House

304 WEST 42nd STREET
NEW YORK 18, N. Y.