

1

Capr Austin

SPECIAL SURVEY
YAKIMA CITY POLICE
March, April and May 1947

There were four hundred and forty-four urban accidents during March, April and May 1947. (March, 139 accidents, April, 143 accidents, and May, 162 accidents.) There were no fatal accidents, thirty-four personal injury accidents and four hundred and ten property damage accidents. The ratio 0 - 34 - 410. The Yakima City Police Department ratio for investigated accidents is 0 - 16 - 62, which indicates that 17.6% of the total urban accidents were investigated. 47% of the personal injury accidents and 15% of the property damage accidents were investigated by the Yakima City Police Department.

THE ECONOMIC LOSS IN THE CITY OF YAKIMA ATTRIBUTED TO REPORTED URBAN MOTOR VEHICLE TRAFFIC ACCIDENTS DURING THIS PERIOD WAS \$66,975.00.

86.4% of the drivers involved in urban accidents in the City of Yakima lived within 15 miles of the accident scene.

The elements of selective enforcement reveal that the City of Yakima has 20% of the reported accidents occurring during a two hour period from 4:00 p. m. to 6:00 p. m., with the predominant violation being Failure to yield right of Way at Intersection contributing to 26% of the reported urban accidents. 21.4% of the accidents for this three month period occurred on Saturday followed by Tuesday and Thursday, each accounting for 15.3% of the urban accidents. Sunday was low day in the week with 9.7% of the accidents for this period.

AS A RESULT OF THE 444 REPORTED URBAN ACCIDENTS 557 VIOLATIONS WERE RECORDED WHICH IS 1.25 VIOLATIONS PER ACCIDENT.

The seven leading violations for the City of Yakima that contributed to 69.3% of the accidents were:

	<u>Accidents</u>
1. Failure to yield right of way at Intersection	100
2. Improper starting from parked position	77
3. Failure to yield right of way while backing	69
4. Following too closely	57
5. Inattention	33
6. Failure to signal or improper signal	25
7. Disregarded stop sign	24

Division of Accident Prevention
WASHINGTON STATE PATROL
Olympia, Washington
July 3, 1947

CITY Yakima
March, April
PERIOD and May 1947

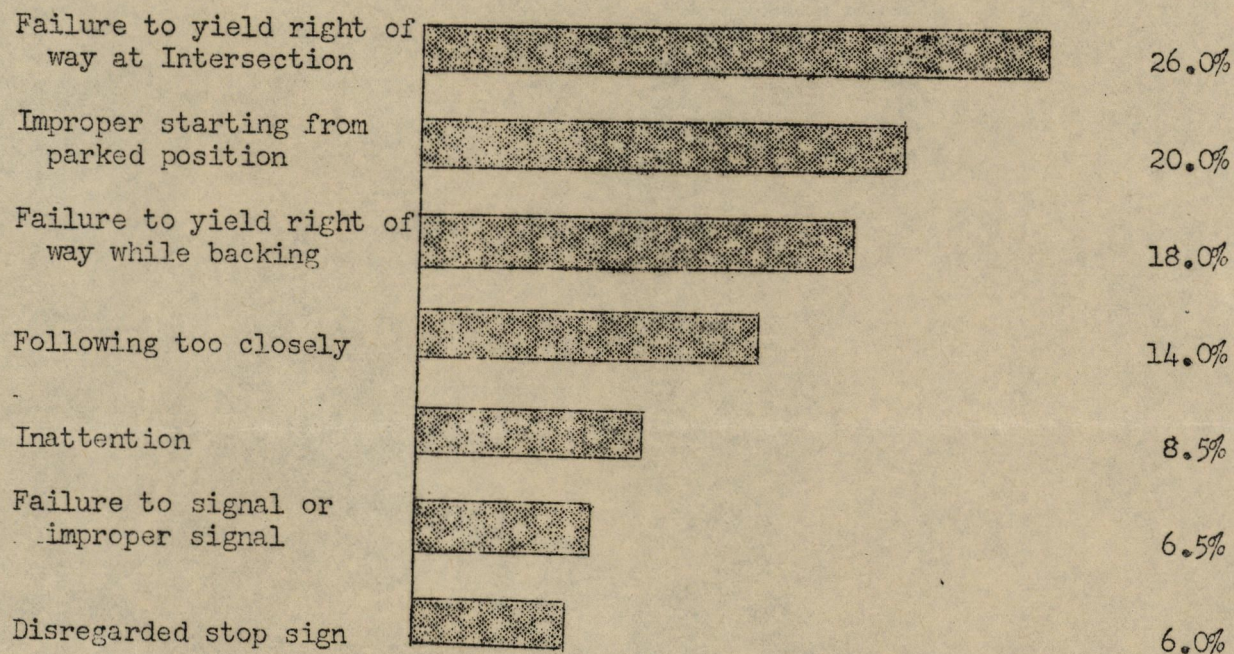
During this three month period, nine pedestrians were injured in the City of Yakima. 44% of the pedestrians ages were omitted from the accident report. The remaining 56% of the pedestrians ages were found in the following age groups: 5 - 9 years old - 2 pedestrians; 45 - 64 years old - 1 pedestrian; and 65 years old and over - 2 pedestrians. Four pedestrians were injured while crossing at intersections with signal. 1 pedestrian was injured while crossing at intersection against the traffic signal. Three pedestrians were injured crossing street not at intersection and coming from behind parked cars accounted for 1 pedestrian injured.

Bicyclists accounted for 6 personal injury accidents in the City of Yakima during this period. The 10 - 14 year old age group accounted for four bicyclists injured, while in the 5 - 9 year old age group we find only 1 bicyclists involved in an accident. The remaining one bicyclist was in the 45 - 64 year old age group. Two bicyclists were injured while crossing at intersection with signals. One was injured crossing not at intersection. Riding in the roadway with traffic accounted for two bicycle accidents, while riding in roadway against traffic accounted for only one bicycle accident.

CITY Yakima
 March, April and
 PERIOD May 1947


	Violations all Accidents	Violations Investigated Accidents
Exceeded reasonable safe speed	13	5
Exceeded stated speed limit	6	6
Disregarded hand signal	7	1
Failure to yield right of way at intersection	100	27
Following too closely	57	4
Failure to yield right of way at driveway	10	0
Cutting in	17	2
Failure to yield right of way while backing	69	6
Had been drinking	6	4
Other improper passing	20	1
On wrong side of street , not in passing	10	3
Failure to signal or improper signal	25	5
Improper turn - wide right turn	4	1
Improper turn - cut corner on left turn	4	1
Improper turn - turned from wrong lane	13	3
Other improper turning	1	1
Disregarded stop light	19	2
Disregarded stop sign	24	5
Disregarded warning sign or signal	4	1
Improper starting from parked position	77	2
Improper parking location	9	4
Made "U" Turn	2	0
Knowingly operating defective equipment	19	2
Inattention	33	0
Failure to grant right of way to pedestrian	8	0

CITY Yakima
PERIOD March, April
and May 1947




The seven violations listed above accounted for 69.3% of the violations in the City of Yakima during March, April, and May 1947.

CITY Yakima
PERIOD March, April,
and May 1947



21.4% of the accidents occurred on Saturday, followed by Tuesday and Thursday each accounting for 15.3% of the accidents. The low accident day in the City of Yakima was Sunday which accounted for only 9.7% of the accidents.

CITY Yakima
 PERIOD March, April and May 1947

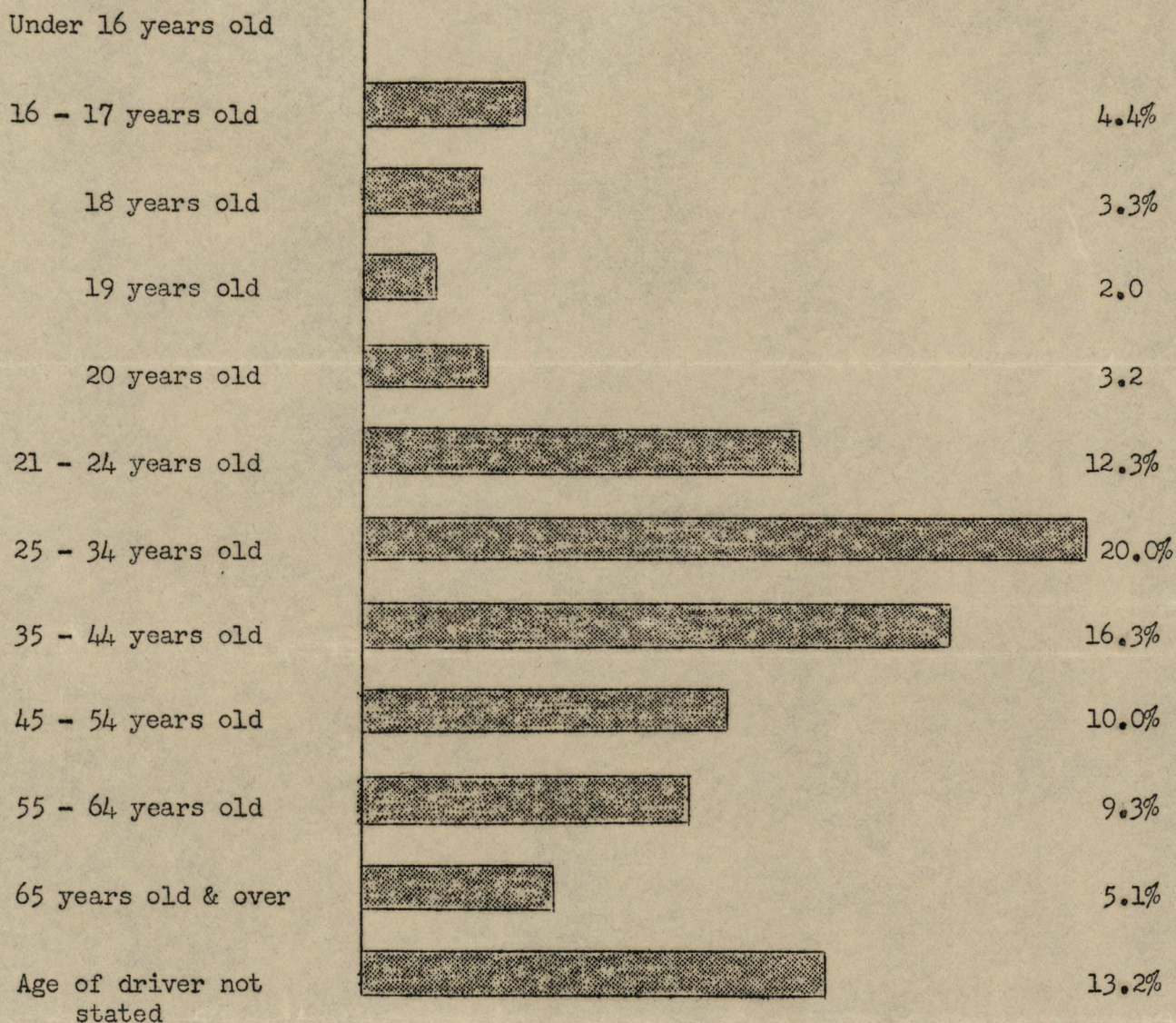


20% of the accidents occurring in the City of Yakima occurred during a two hour period from 4:00 p. m. to 6:00 p. m. 11.4% of the accidents occurred during a one hour period from 5:00 p. m. to 6:00 p. m. During a twelve hour period from 10:00 a. m. to 10:00 p. m., 78.8% of the accidents occurred in the City of Yakima.

CITY Yakima
 PERIOD March, April and May 1947


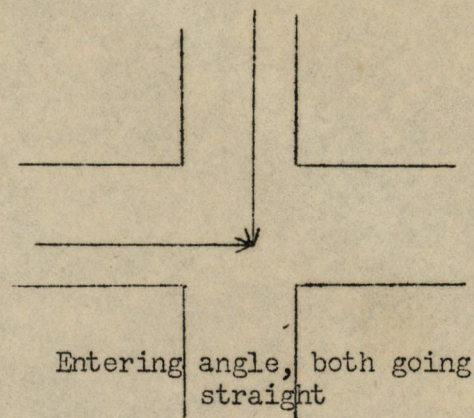
	Monday	Tuesday	Wednesday	Thursday	Friday	Saturday	Sunday	TOTAL	PERCENTAGE
Midnight - 12:59 a. m.		1		2		1	4	8	1.8
1:00 - 1:59					1	2	3	6	1.4
2:00 - 2:59		1		1		1	3	6	1.4
3:00 - 3:59								-	-
4:00 - 4:59								-	-
5:00 - 5:59	1		1			1		3	0.7
6:00 - 6:59			1		1	1		3	0.7
7:00 - 7:59	3	1	3	2	1		1	11	2.5
8:00 - 8:59	5	3	2	3		2		15	3.4
9:00 - 9:59		3	3	1		2		9	2.0
10:00 - 10:59	2	4	8	5	4	6	1	30	6.8
11:00 - 11:59	1	2	2	5	2	8	1	21	4.7
Noon - 12:59	4	4	2	6	1	7	4	28	6.3
1:00 - 1:59	6	3	1	5	6			21	4.7
2:00 - 2:59		4	3	7	6	4	1	25	5.6
3:00 - 3:59	5	4	3	3	4	4	1	24	5.4
4:00 - 4:59	3	10	7	9	4	6	3	42	9.5
5:00 - 5:59	10	16	4	6	9	6		51	11.2
6:00 - 6:59	2	4	2	2	2	8	7	27	6.0
7:00 - 7:59	6	3	10	1	3	4	5	32	7.2
8:00 - 8:59	2		2	4	5	10	2	25	5.6
9:00 - 9:59	2	2	1	4	5	7	3	24	5.4
10:00 - 10:59	2	2	1		1	7	3	16	3.6
11:00 - 11:59	1	1	2	2	2	8	1	17	3.8
TOTAL	55	68	58	68	57	95	43	444	100%
PERCENTAGE	12.4	15.3	13.0	15.3	12.8	21.4	9.7	100%	- -

CITY Yakima
PERIOD March, April and May 1947

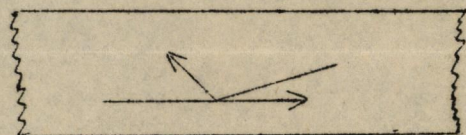


13.2% of the drivers involved in accidents in the City of Yakima failed to state their age. This could be remedied by checking each accident report as the responsible agency receives it. The 18 year old age group was involved in 3.3% of the accidents, followed by the 20 year old age group which accounted for 3.2% of the accidents.

CITY Yakima
 March, April and
 PERIOD May 1947



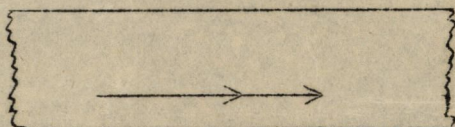
16.9%




Opposite direction - side-swipe



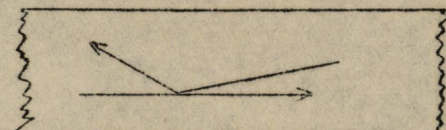
1.2%



Same direction - rear end



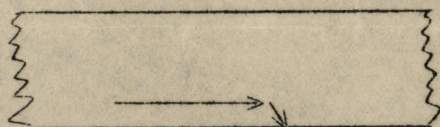
3.2%



Same direction - sideswipe




1.5%




One car properly parked - other from same direction



5.6%



One car stopped in traffic - other from same direction



2.7%

91% of the accidents in the City of Yakima involved two or more motor vehicles. Of these accidents, 16.9% occurred at intersection - both entering - going straight. 5.6% of these accidents occurred while one car was properly parked - other from same direction.