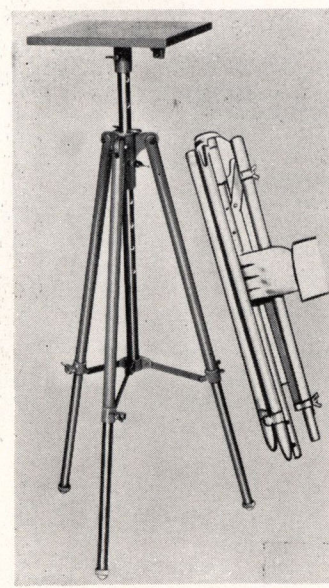


CLASSIC \$38.50



Featherlight — Durable

PORTABLE TELESCOPING STAND


Folds compactly for easy stowing or traveling.
Top tilts for bas-relief modeling.
Adjusts to a very wide range of working heights.
Tubular steel legs provide maximum support, minimum weight.

Top	11" x 11"
Working capacity	50 lbs.
Height: Raised	58"
Lowered	27"
Shipping weight	15 lbs.

No. 106 Classic Modeling Stand \$38.50

SculptureHouse
38 EAST 30th STREET
NEW YORK 16, N. Y.
Phone ORegon 9-7474

COLLEGE \$32.85



4 LEG STEEL STAND

ECONOMY CHOICE OF SCHOOLS

24 inch leg spread at base for great stability.
Welded angle steel frame provides maximum rigidity.
Waterproof top for permanence.
Ball Bearing swivel casters for easy quiet rolling.


Waterproof top	16" x 16"
Capacity	250 lbs.
Height: Raised	46 1/4"
Lowered	34 1/4"
Shipping weight	28 lbs.

No. JK 102 College Stand with casters \$32.85

Lock casters \$4.50 set

SculptureHouse
38 EAST 30th STREET
NEW YORK 16, N. Y.
Phone ORegon 9-7474

THE NORSKA \$30.00*



DELUXE NATURAL FINISH

Spacious working top — 2 Handy swing-out tool trays keep top clear for work.
Four sturdy legs spread 24 full inches at base for stability.
Steel centerpost supports capacity loads without wobble — turns smoothly.
All trussing units — laminated plywood — bolted construction for years of hard use.

Waterproof Top	16" x 16"
Working capacity	200 lbs.
Height: Raised	50"
Lowered	39"

No. 105 Norska Modeling Stand \$30.00

*No. 105A Norska Modeling Stand with casters \$32.50

Lock casters \$4.50 set

Swing-out Tool Trays \$4.50 Additional

SculptureHouse
38 EAST 30th STREET
NEW YORK 16, N. Y.
Phone ORegon 9-7474

JOLLY KING \$26.85



OUR GREATEST VALUE IN A LOW PRICE STAND!
Welded light angle steel frame provides tremendous strength.
Rigid construction easily bears working load of 200 lbs.
All parts carefully machined and fitted.
The most durable stand at this low price!
Ball bearing swivel casters for easy handling when heavily laden.

Waterproof top	16" x 16"
Capacity	250 lbs.
Height: Raised	49 1/4"
Lowered	32 1/4"
Shipping weight	25 lbs.

Our best value.


No. 100 Jolly King Stand with casters \$26.85

No. 101 Jolly King Stand less casters 25.85

Lock casters \$4.50 set

SculptureHouse
38 EAST 30th STREET
NEW YORK 16, N. Y.
Phone ORegon 9-7474

HELSINKI \$25.00



TOUGH DURABLE

3 LEG WOOD STAND

Protected with natural clear sealer and lacquer finish, stand is easy to clean.
Sturdily constructed with parts carefully fitted and bolted.
Ample shelf provides storage space, keeps working top clear.
This three legged stand will not wobble or totter on uneven floor surfaces.

It will provide you with a secure working surface and render many years of use.

Waterproof Top	16" x 16"
Strong Steel Centerpost	
Working capacity	200 lbs.
Height: Raised	48"
Lowered	36"

Excellent value!

No. 104 Helsinki Modeling Stand \$25.00

SculptureHouse
38 EAST 30th STREET
NEW YORK 16, N. Y.
Phone ORegon 9-7474

TURNETTES

Waterproof wood, natural finish, lacquered. Sturdy, 5-ply construction, revolving top.

BW-25.....10" x 10".....\$4.50
BW-26.....12" x 12".....\$4.95

Bas-Relief modeling stand — adjustable slant to suit your need. Waterproof plywood.

BW-27.....12" x 12".....Bas-Relief stand.....\$5.85

Circular turnette — perforated for insertion of armature wire, revolving top.

Build your own armatures right on your turnette — easily removed when work is finished.

BW-22.....8" diameter.....\$5.95

Turnette with bas-relief attachment. This sturdy formica top turnette may be used for modeling in the full round and for bas-reliefs. A two-in-one useful modeling stand, beautifully finished.

BW-28.....12" x 12".....\$5.95

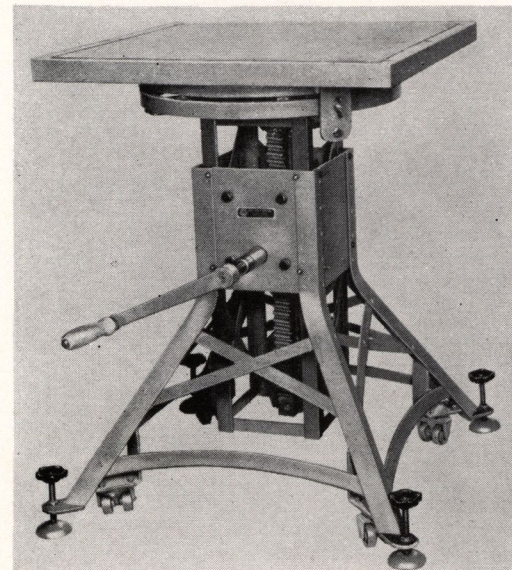
BALL BEARING

All steel, capacity 2 tons. Complete unit, for modeling, plaster casting, stone carving.

No.	Diameter	Price
T-1	11"	\$25.00
T-2	15"	\$29.50
T-3	19"	\$33.50
T-4	23"	\$38.50
T-5	27"	\$46.50
T-6	32"	\$51.00
T-7	36"	\$58.00

MARK V

\$285.00



DESIGNED FOR HEAVY DUTY PROFESSIONAL USE

1. The ultimate in modeling stands for heavy duty service. May be moved easily or anchor-locked to insure immovable positions.
2. Reinforced heavy steel frame will support working loads up to one-half ton.
3. Rugged crank and gear system raises and lowers work smoothly.


Top	26" x 26"
Built in Dual Wheel Casters.	
Working capacity	1000 lbs.
Height: Raised	48"
Lowered	32"
Shipping weight	198 lbs.

No. 108 Mark V Modeling Stand \$285.00
Crating Charge \$6.50

Sculpture House 38 EAST 30th STREET
NEW YORK 16, N. Y.
Phone ORegon 9-7474

THE HERCULES

\$185.00



HEAVY DUTY

AT A REASONABLE PRICE

A LIFETIME INVESTMENT

Large working area, 22" square.

Smooth raising and lowering by geared crank, even when loaded to capacity.

Legs adjustable individually to assure level working surface on any floor.

Here is the stand for the sculptor who works on a large scale.

Use it for:

Heroic heads, groups of figures and animals for clay modeling, wood carving, stone carving.

It is mobile and tough, "lifetime" durable. You will enjoy this fine easy working stand. If you work "big" you need it.


Top	22" x 22"
Capacity	750 lbs.
Height: Raised	47"
Lowered	32"
Shipping weight	80 lbs.

No. 140 The Hercules Modeling Stand \$185.00
Packing Charge \$6.50
Lock casters \$4.50 set

Sculpture House 38 EAST 30th STREET
NEW YORK 16, N. Y.
Phone ORegon 9-7474

ELDORADO

\$86.50



The true worth of any possession may be measured largely in terms of the utility it brings its owner.

And that is why the Eldorado must be counted among the most prized conveniences in your studio.

In the first place it stands completely alone in the many advantages it affords you;

The easy cranking to adjust to your comfortable working position;

The rigid foundation when vigorous "building up" is done; Its portability and compactness for traveling and storage.

A surprisingly sound investment — after years of serving you the Eldorado has the highest resale value of any stand on the market. Let us not over look the comforting thought of that lifetime guarantee.

You will enjoy owning an Eldorado and your clients will be aware of the prestige it adds to your studio atmosphere.


Order yours now.

All steel construction.	
Rotating top	13" x 13"
Working capacity	350 lbs.
Height: Raised	46"
Lowered	34"
Shipping weight	30 lbs.

No. 107A Eldorado Stand with casters \$89.50
No. 107 Eldorado Stand less casters 86.50
Lock casters \$4.50 set

Sculpture House 38 EAST 30th STREET
NEW YORK 16, N. Y.
Phone ORegon 9-7474

THE NEW YORKER \$29.85



THE "LIVING ROOM FURNITURE" MODELING STAND

A completely new design conception for sculpturing in the home.

Extra large work area — swing-out tool tray.

Work seated on NEW YORKER bench or raise top and work standing, sit before it, enjoy its lavish comforts.

Use it as furniture when not modeling or unscrew its legs and put it away — it is very compact.

Formica top, furniture finish — ebonized, polished legs and trim.

Self-adjusting floor-glide won't skid nor scratch.

Working Top	13" x 13"
Base	13" x 27"
Capacity: Fully Raised	75 lbs.
Lowered	120 lbs.
Shipping Weight	25 lbs.

No. 141 New Yorker Stand \$29.85

Sculpture House 38 EAST 30th STREET
NEW YORK 16, N. Y.
Phone ORegon 9-7474